



390-405W



LESS INTERNAL POWER LOSS



The ribbon length of half-cell is shorter than normal cell. Calculated by Joule's law and Ohm's law, the power loss reduction is nearly 6%.

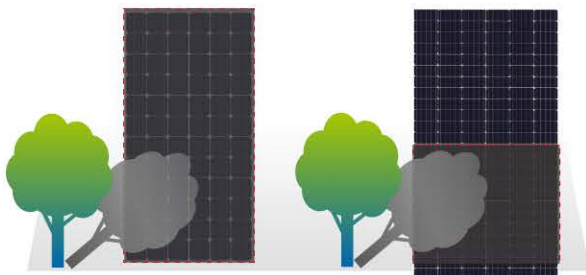
HIGHER YIELD DUE TO BETTER SHADING RESPONSE

Blade™ comprises two separated and identical solar cell arrays, which means the ordinary strings of cells are cut into halves, and these shorter strings compose arrays which has separated current paths. When a module is shaded, only one side shaded array's current will be impacted, while the other array will still be functionally producing power. Under this circumstance, when a module is shaded, the affected working areas of Blade™ will be 50% less.

By cutting solar cell into halves, the internal power loss will be lower and hot spot effect will also be reduced.

STANDARD MODULE

BLADE™ MODULE



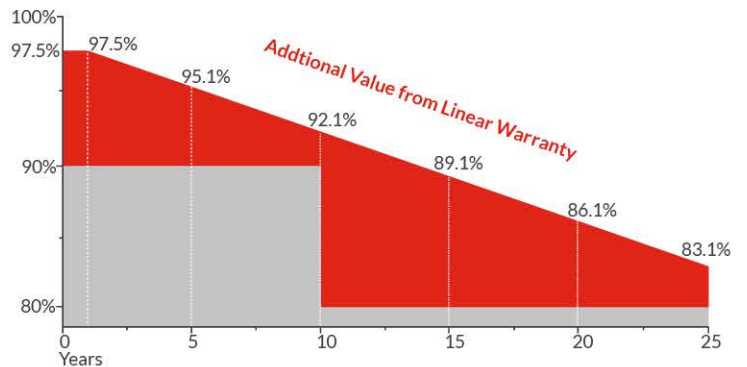
INSURANCE



PRODUCT CERTIFICATES



WARRANTY



Guarantee on product material and workmanship



linear power output warranty

ELECTRICAL CHARACTERISTICS

Module Type	SRP-390-BMA	SRP-395-BMA	SRP-400-BMA	SRP-405-BMA
	SRP-390-BMA-HV	SRP-395-BMA-HV	SRP-400-BMA-HV	SRP-405-BMA-HV
	STC	STC	STC	STC
Maximum Power at STC (Pmp)	390	395	400	405
Open Circuit Voltage (Voc)	48.7	48.9	49.1	49.4
Short Circuit Current (Isc)	9.95	10.03	10.10	10.15
Maximum Power Voltage (Vmp)	41.2	41.4	41.6	41.9
Maximum Power Current (Imp)	9.47	9.55	9.62	9.67
Module Efficiency at STC(η_m)	19.32	19.56	19.81	20.06
Power Tolerance	(0,+4.99)			
Maximum System Voltage	1000 VDC / 1500 VDC			
Maximum Series Fuse Rating	20A			

STC: Irradiance 1000 W/m² module temperature 25°C AM=1.5;

TEMPERATURE CHARACTERISTICS

Pmax Temperature Coefficient	-0.36 %/°C
Voc Temperature Coefficient	-0.28 %/°C
Isc Temperature Coefficient	+0.05 %/°C
Operating Temperature	-40~+85 °C
Nominal Operating Cell Temperature (NOCT)	45±2 °C

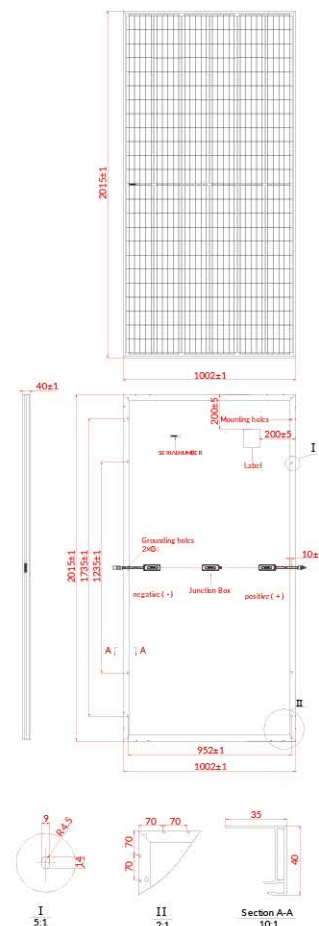
MECHANICAL SPECIFICATIONS

External Dimensions	2015 x 1002 x 40 mm
Weight	23.0kg
Solar Cells	PERC Mono crystalline 158.75 × 79.375 mm(144pcs)
Front Glass	3.2 mm AR coating tempered glass, low iron
Frame	Anodized aluminium alloy
Junction Box	IP68, 3 diodes
Output Cable	4.0 mm ² , Portrait:255mm(+)/355mm(-);Landscape:1200mm
Connector	MC4 Compatible
Mechanical Load	5400 Pa

PACKING CONFIGURATION

	2015 x 1002 x 40 mm		
Container	20'GP	40'GP	40'HQ
Pieces per Pallet	27	27	27+2*
Pallets per Container	10	22	22
Pieces per Container	270	594	638

* 27+2 pieces per pallet is the special package which only suits for container transport.
For details, please consult SERAPHIM.



I-V Curve

